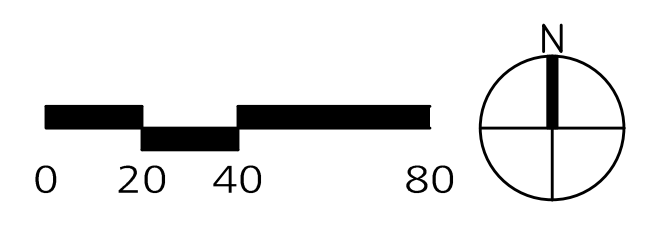


Plan Legend

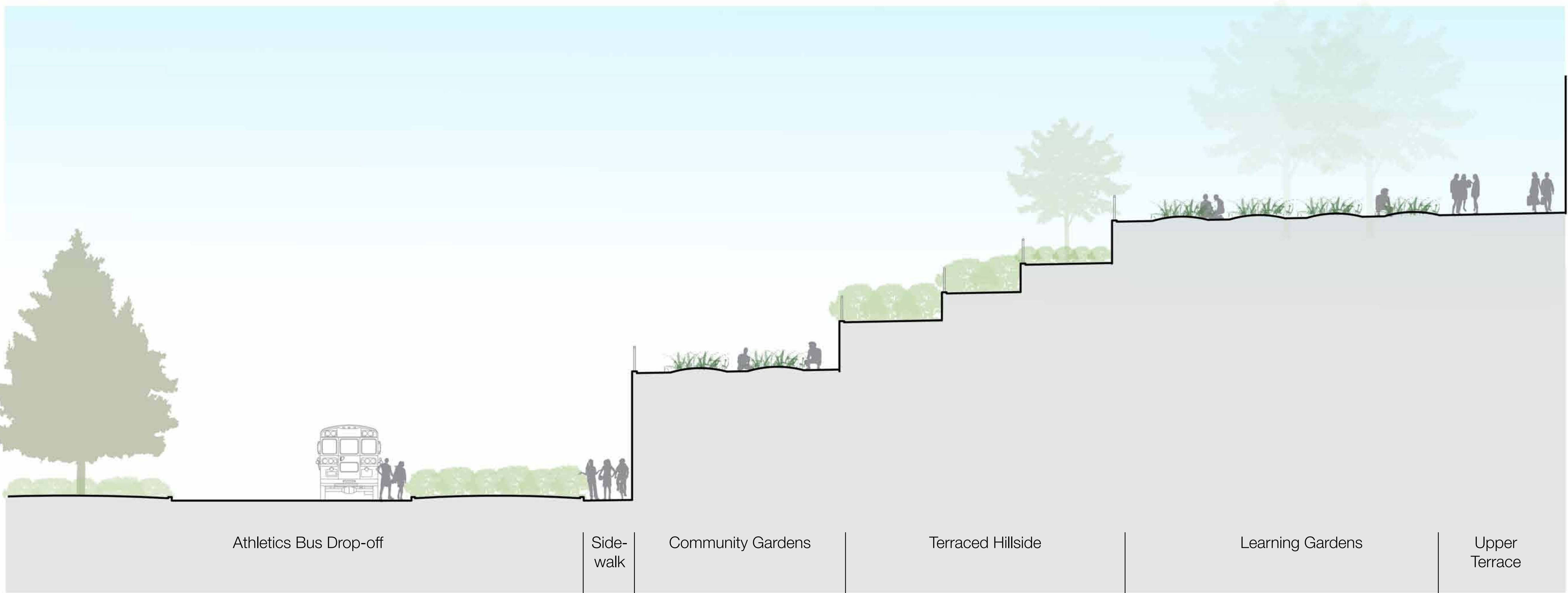
- 1. SPED Bus Drop-Off
- 2. West Parking Area (70 spaces)
- 3. Childcare Play Area
- 4. Service Access: Loading / Unloading, Waste Pick-up
- 5. Arts Courtyard
- 6. Outdoor Learning
- 7. 'Crossroads' Plaza
- 8. Existing Tennis Courts
- 9. Theater Plaza
- 10. Commons Plaza
- 11. Main Entry Plaza and Drop-Off
- 12. Existing Skate Park
- 13. Existing Glenhaven Park Parking Area with Traffic Turnaround
- 14. East Parking Area (21 spaces)
- 15. Transit Stop
- 16. Terraced Hillside with ADA Access from NE 82nd
- 17. Science Plaza
- 18. Learning Garden
- 19. Greenhouse
- 20. Community Gardens
- 21. South Parking Area (100 spaces)
- 22. Van Parking and Service Access
- 23. Athletics Bus Drop-Off
- 24. Athletics Plaza
- 25. Grandstands
- 26. Restroom and Concessions Building
- 27. Synthetic Turf





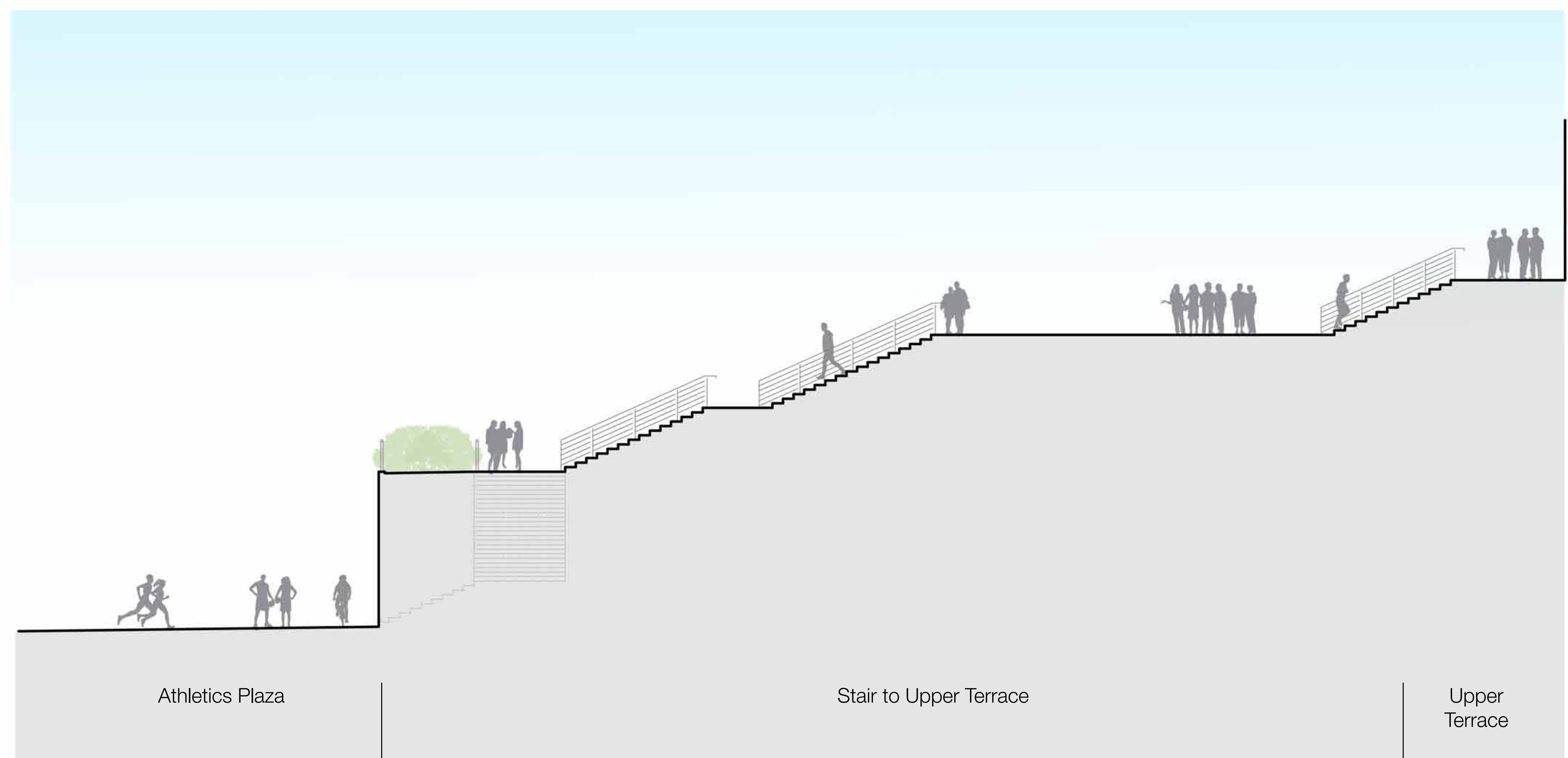
Section A

1/8" = 1'-0"



Section B

1/8" = 1'-0"



Section C

1/8" = 1'-0"

